GUIDE

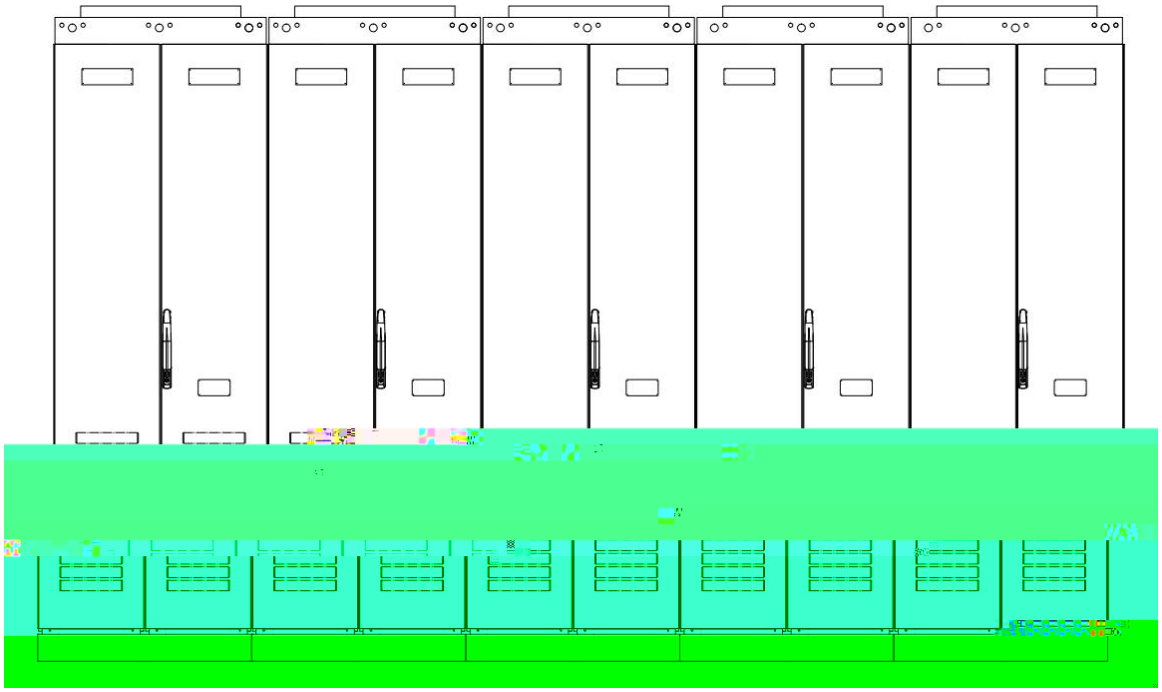

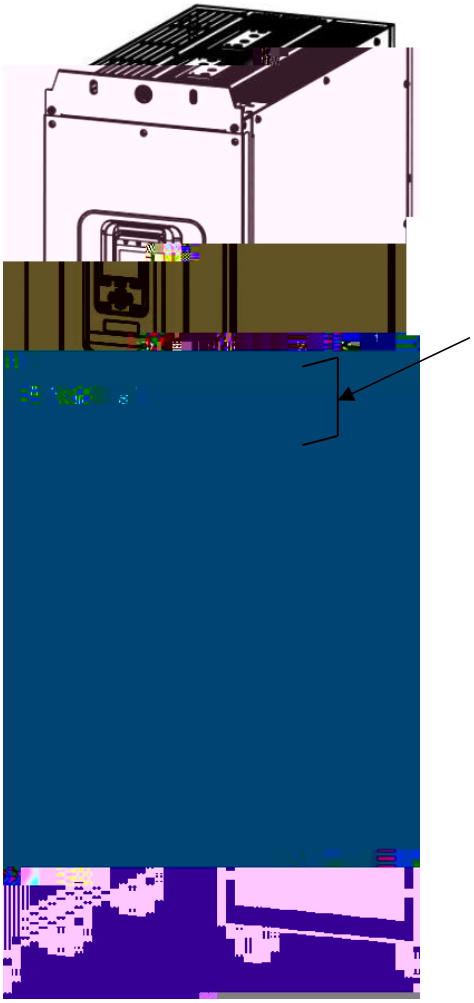

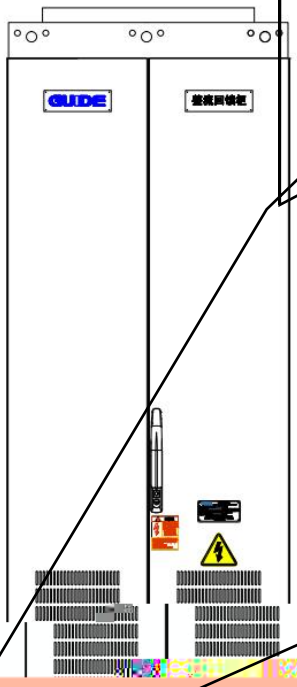
GUIDE
接地回馈柜

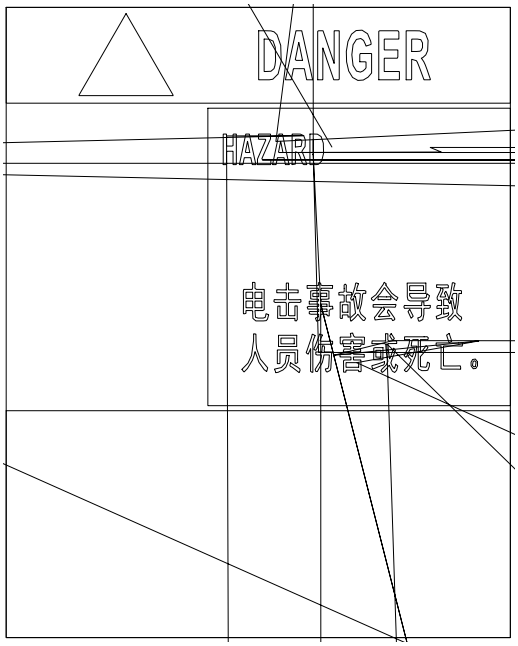
DANGER
HAZARD
电击事故会导致
人员伤害或死亡。

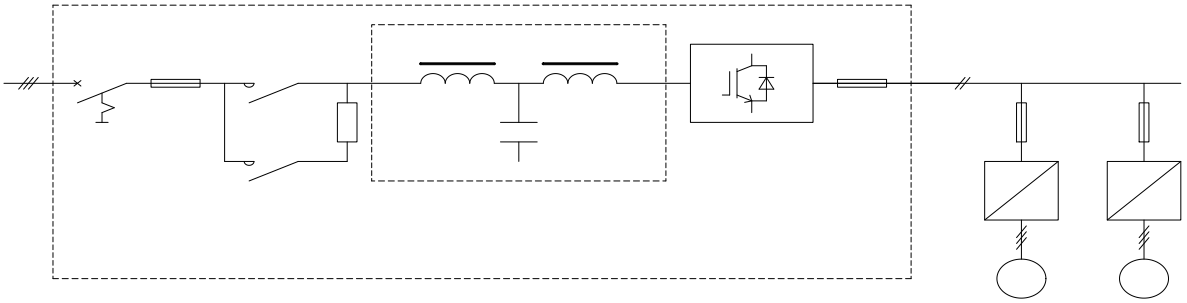

| | | |
|---|---|---|
| | | |
| | | |
| | | |
| |  | |
| |  | |
| | | |
| |  | |

| |
|---|
| ⚠ |
| |
| ⚠ |
| |

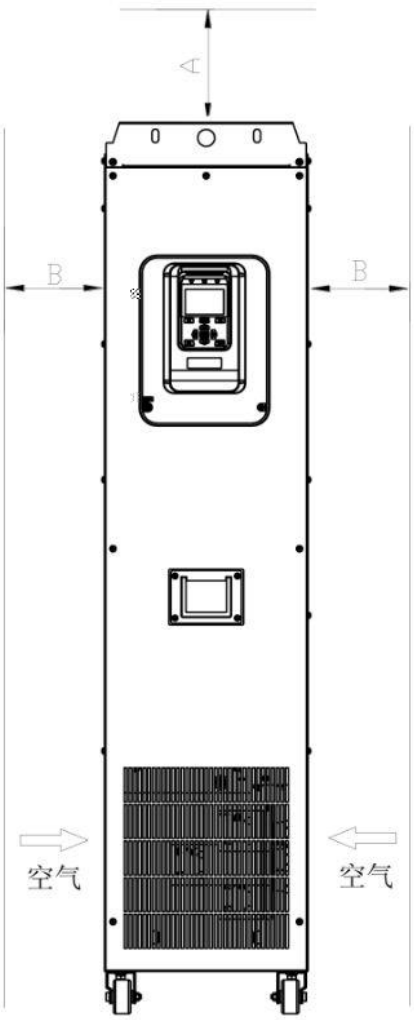
A
B
B
空气
空气

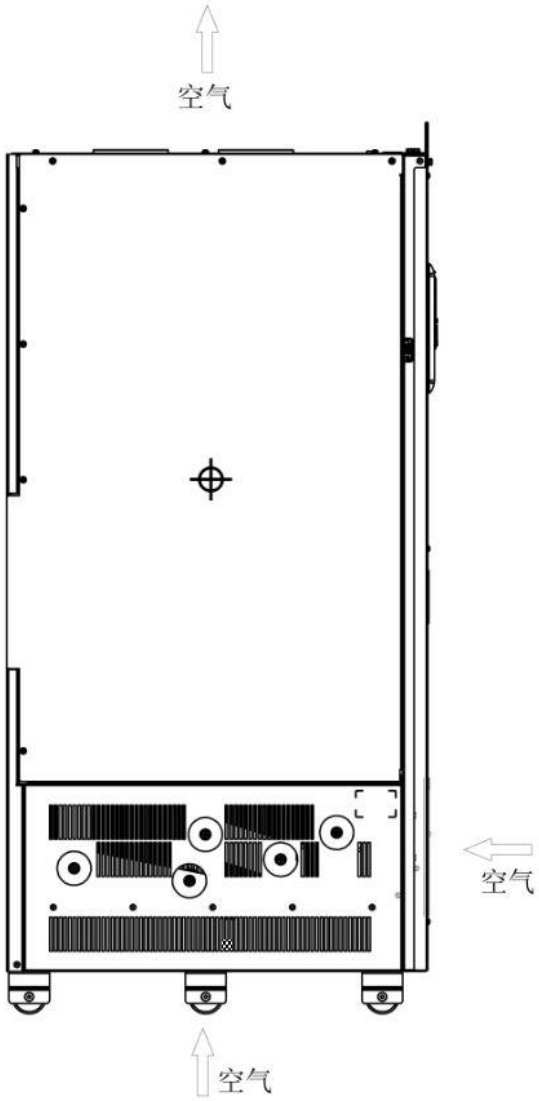
空气
空气
空气

| | | |
|---|---|---|
| | | |

1

2

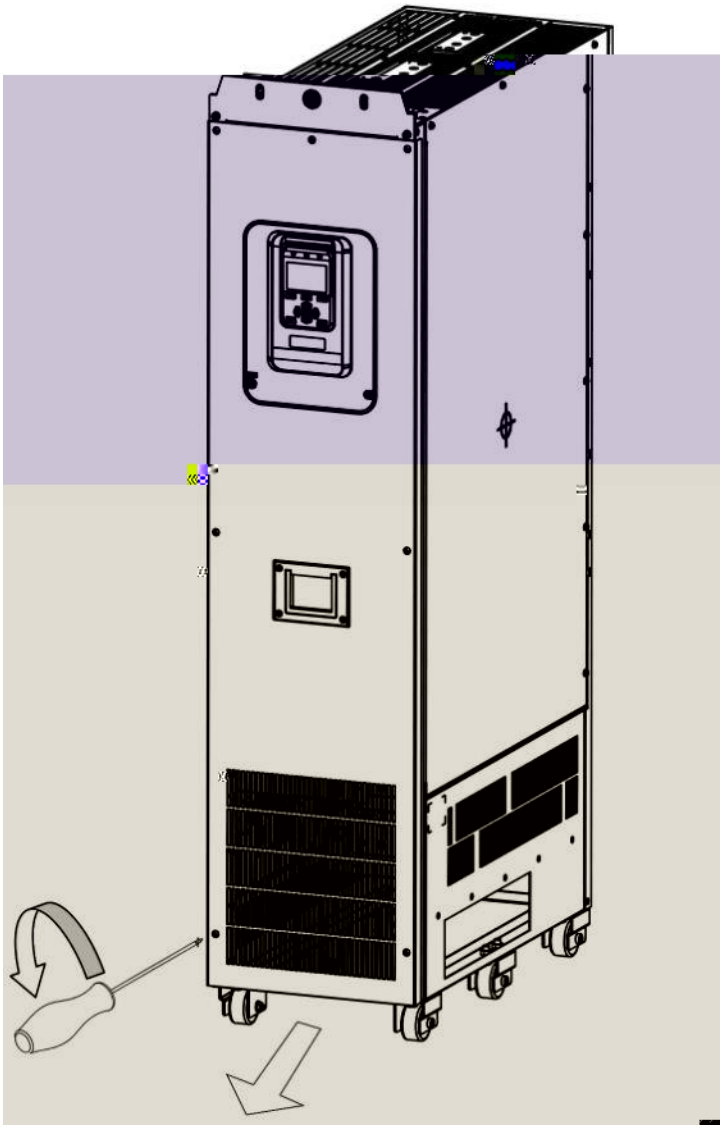



1. 2. 3.

| P | N | R | S | T | PE |
|---|---|---|---|---|---|

| | |
|---|---|
| | |
| | |
| | |
| | |



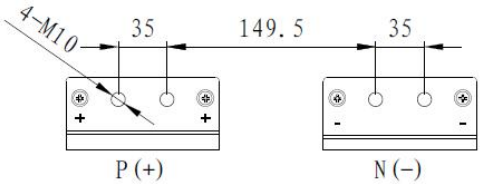
4-M10
35
149.5
35
P (+)
N (−)

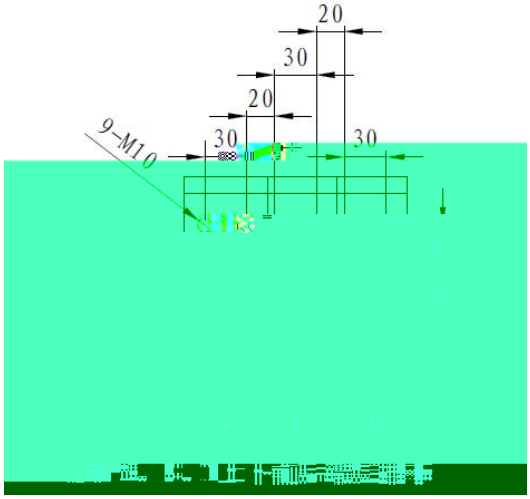
20
30
20
30
30
9-M10

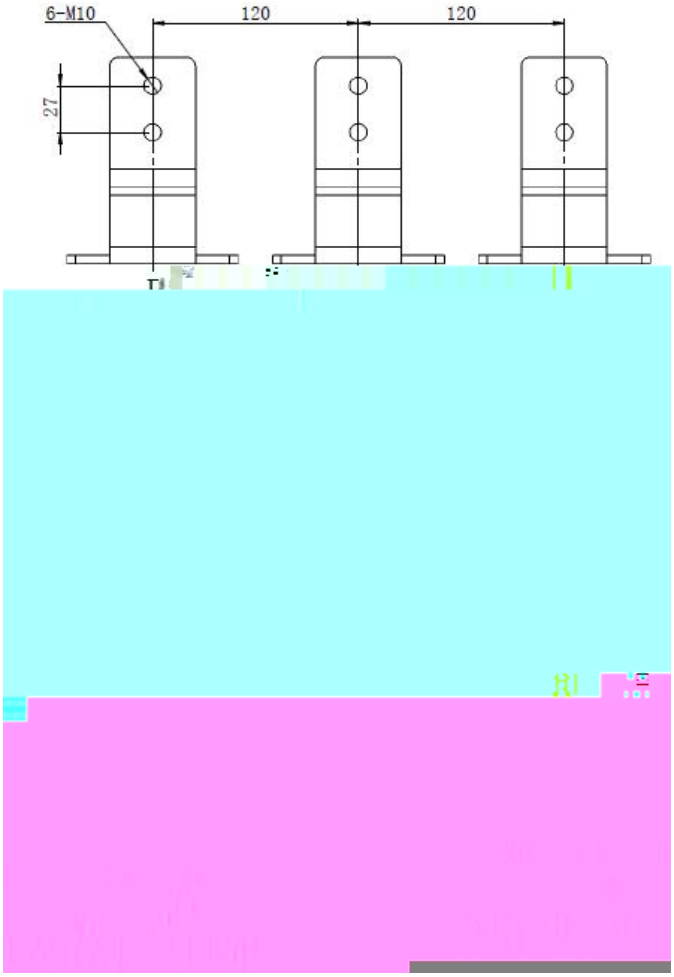
6-M10
120
120
27

| | | | | | | | | |
|---|---|---|---|---|---|---|---|---|
| | | | | | | | | |
| | | | | | | | | |
| | | | | | | | | |
| | | | | | | | | |
| | | | | | | | | |
| | | | | | | | | |
| | | | | | | | | |

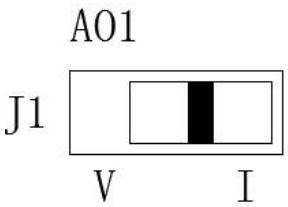
A01
J1
V
I

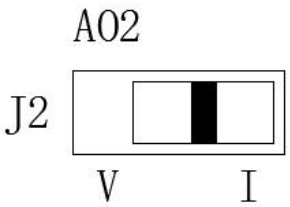
A02
J2
V
I

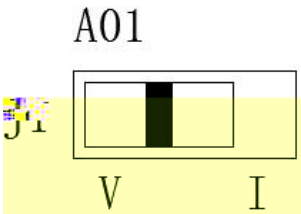
A01
J1
V
I

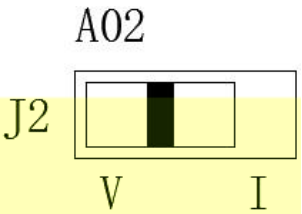
A02
J2
V
I

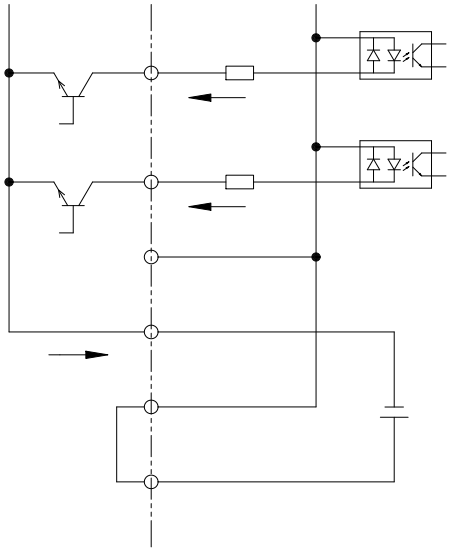

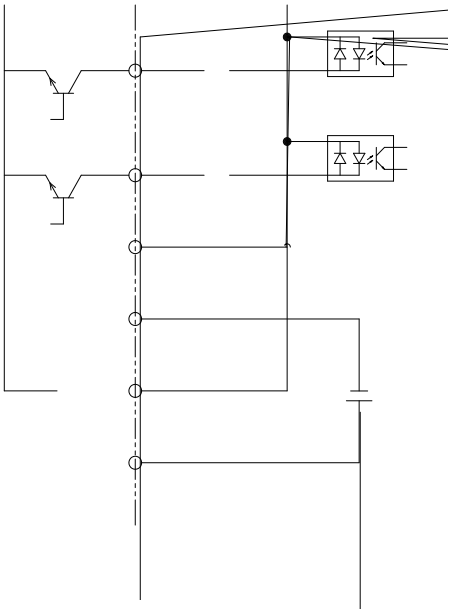

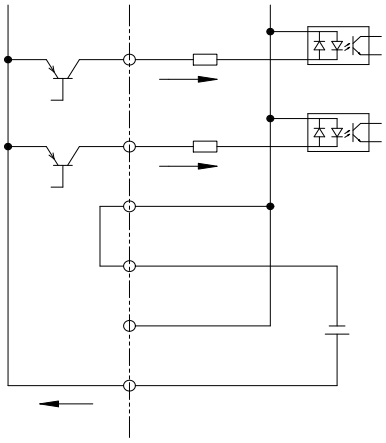

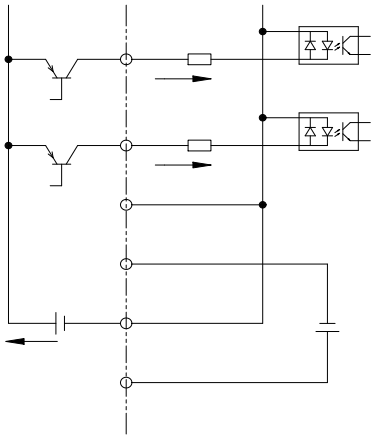

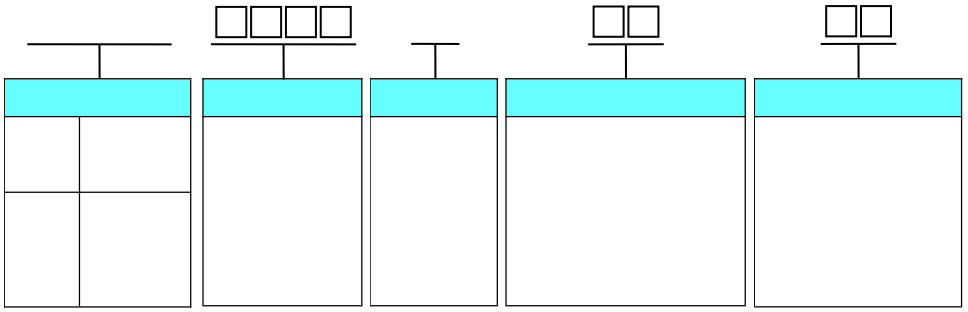

| | | | | |
|---|---|---|---|---|
| | | | | |
| | | | | |
| | | | | |
| | | | | |
| | | | | |
| | | | | |
| | | | | |
| | | | | |
| | | | | |
| | | | | |
| | | | | |

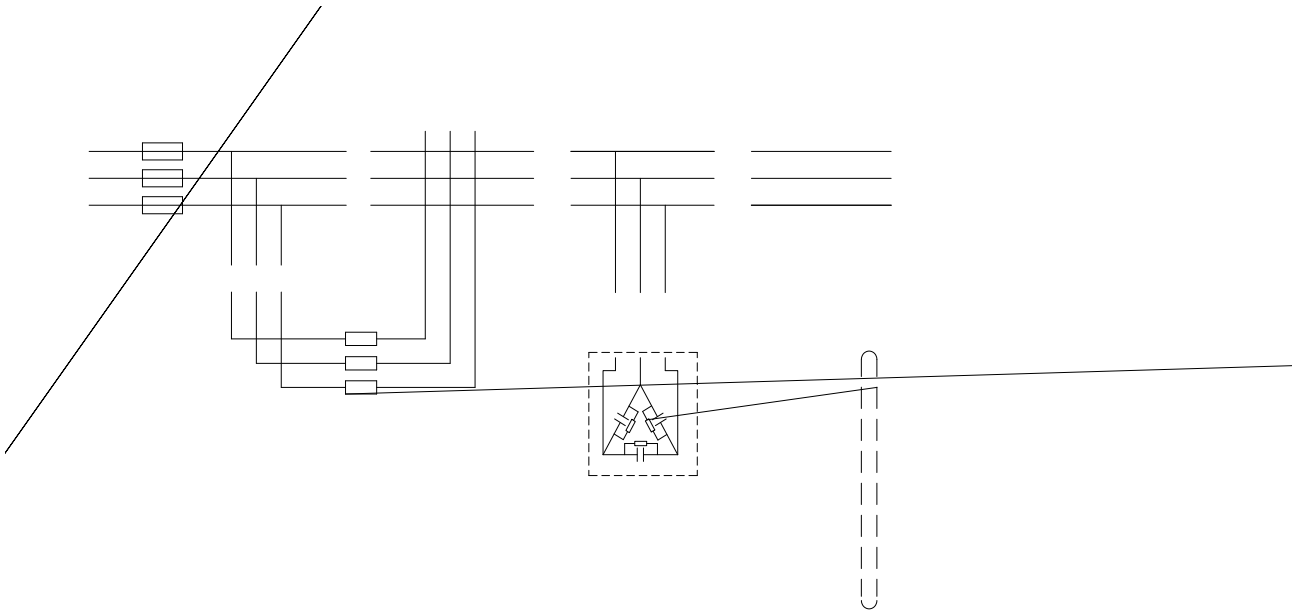

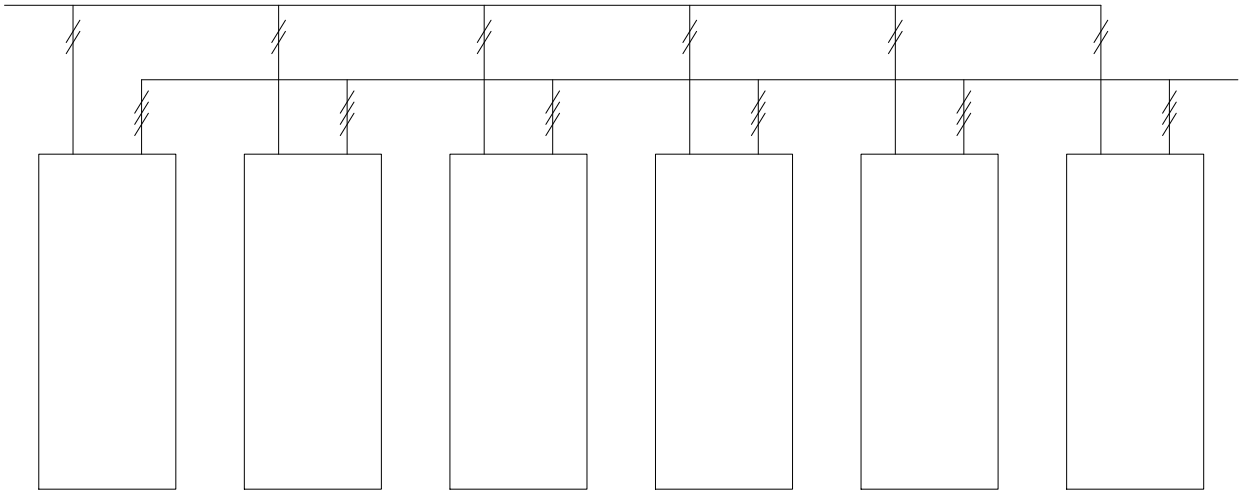

| | | | | |
|---|---|---|---|---|
| | | | | |
| | | | | |
| | | | | |
| | | | | |
| | | | | |

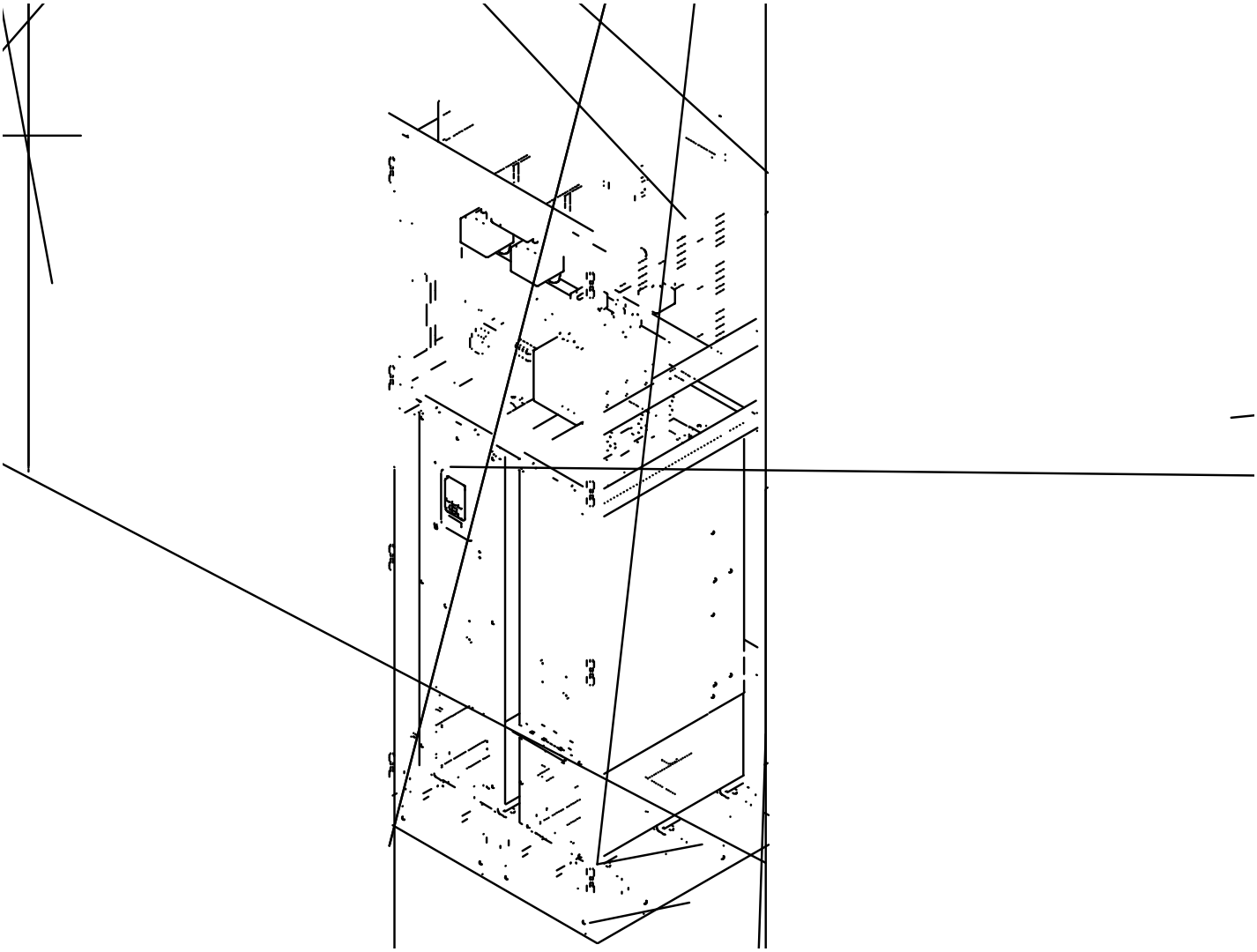

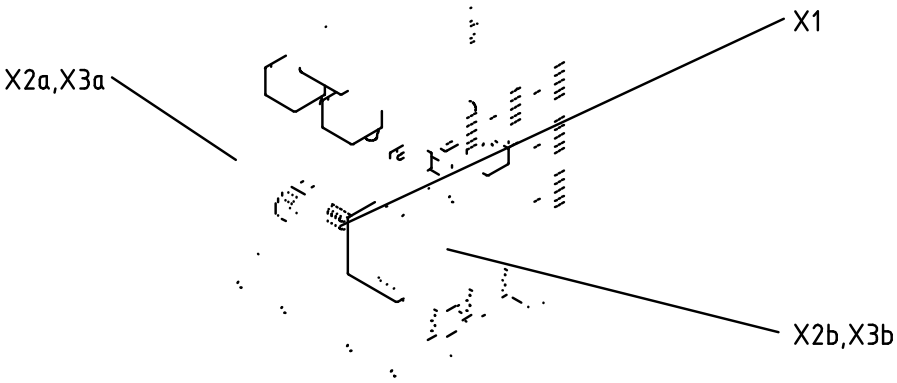
X1
X2a,X3a
X2b,X3b

| | | | | | | | | |
|---|---|---|---|---|---|---|---|---|
| | | | | | | | | |
| | | | | | | | | |
| | | | | | | | | |
| | | | | | | | | |
| | | | | | | | | |
| | | | | | | | | |
| | | | | | | | | |

| | | | | | | | |
|---|---|---|---|---|---|---|---|
| | | | | | | | |
| | | | | | | | |
| | | | | | | | |
| | | | | | | | |
| | | | | | | | |

| P | N | U | V | W | PE |
|---|---|---|---|---|---|

| | |
|---|---|
| | |
| | |
| | |
| | |

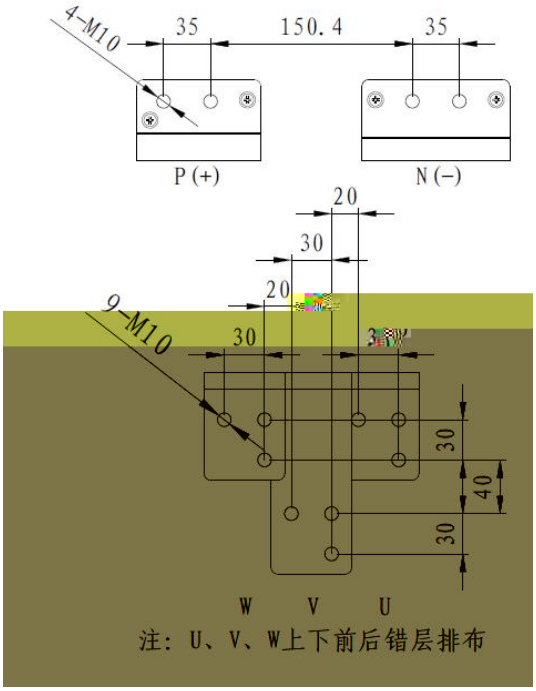

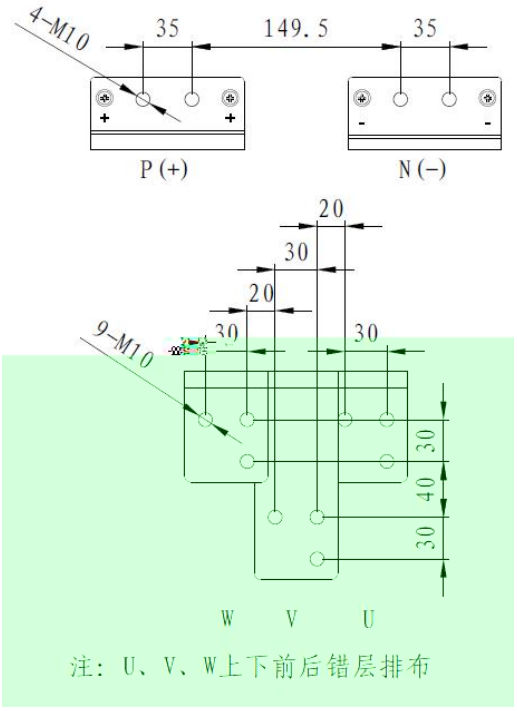
4-M10
35
149.5
35
+
+
-
-
P (+)
N (-)
20
30
20
30
30
9-M10
30
40
30
W
V
U
注：U、V、W上下前后错层排布

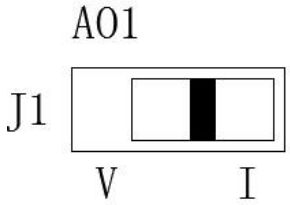
A01
J1
V
I

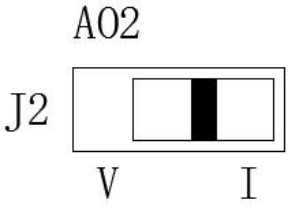
A02
J2
V
I

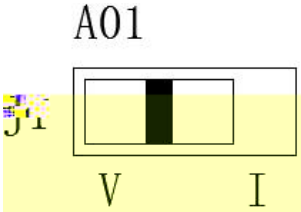
A01
J1
V
I

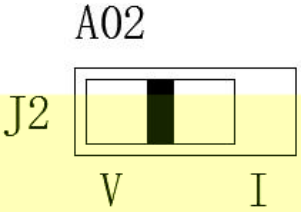
A02
J2
V
I

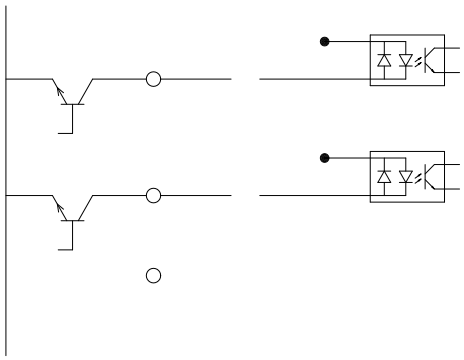

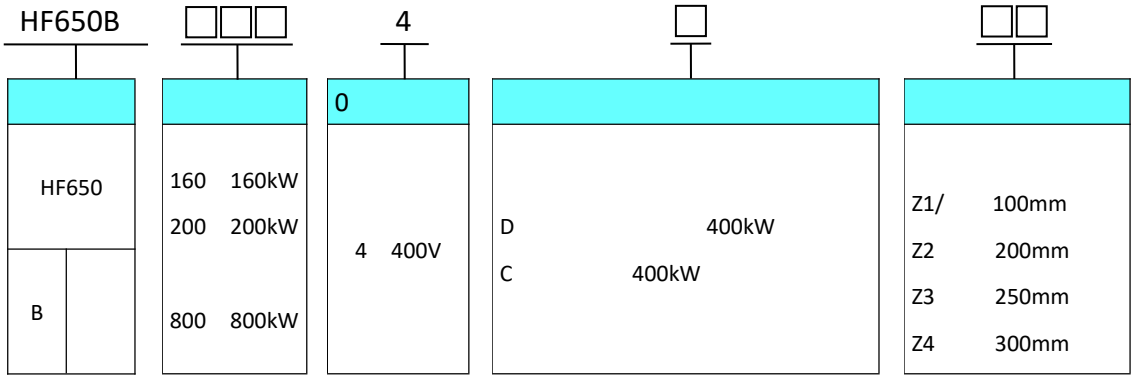
HF650B
4
0
HF650
B
160 160kW
200 200kW
800 800kW
4 400V
D 400kW
C 400kW
Z1/ 100mm
Z2 200mm
Z3 250mm
Z4 300mm

| | | | | |
|---|---|---|---|---|
| | | | | |
| | | | | |
| | | | | |
| | | | | |
| | | | | |
| | | | | |
| | | | | |
| | | | | |
| | | | | |
| | | | | |
| | | | | |

| | |
|---|---|
| | |
| | |
| | |
| | |
| | |
| | |
| | |
| | |
| | |



| | | |
|---|---|---|
| | | |
| | | |
| | | |
| | | |
| | | |
| | | |
| | | |
| | | |
| | | |

Ã

3 ¬1


W1
B1
D1

| | | | | | | | | | |
|---|---|---|---|---|---|---|---|---|---|
| | | | | | | | | | |
| | | | | | | | | | |
| | | | | | | | | | |
| | | | | | | | | | |
| | | | | | | | | | |

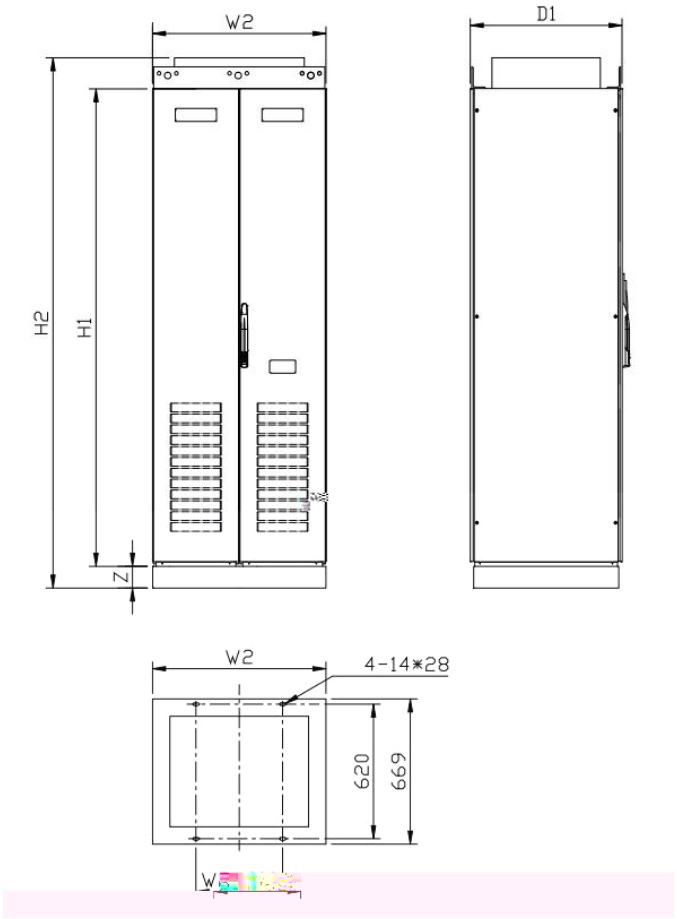
W2
D1
H2
H1
Z
W2
4-14*28
620
669

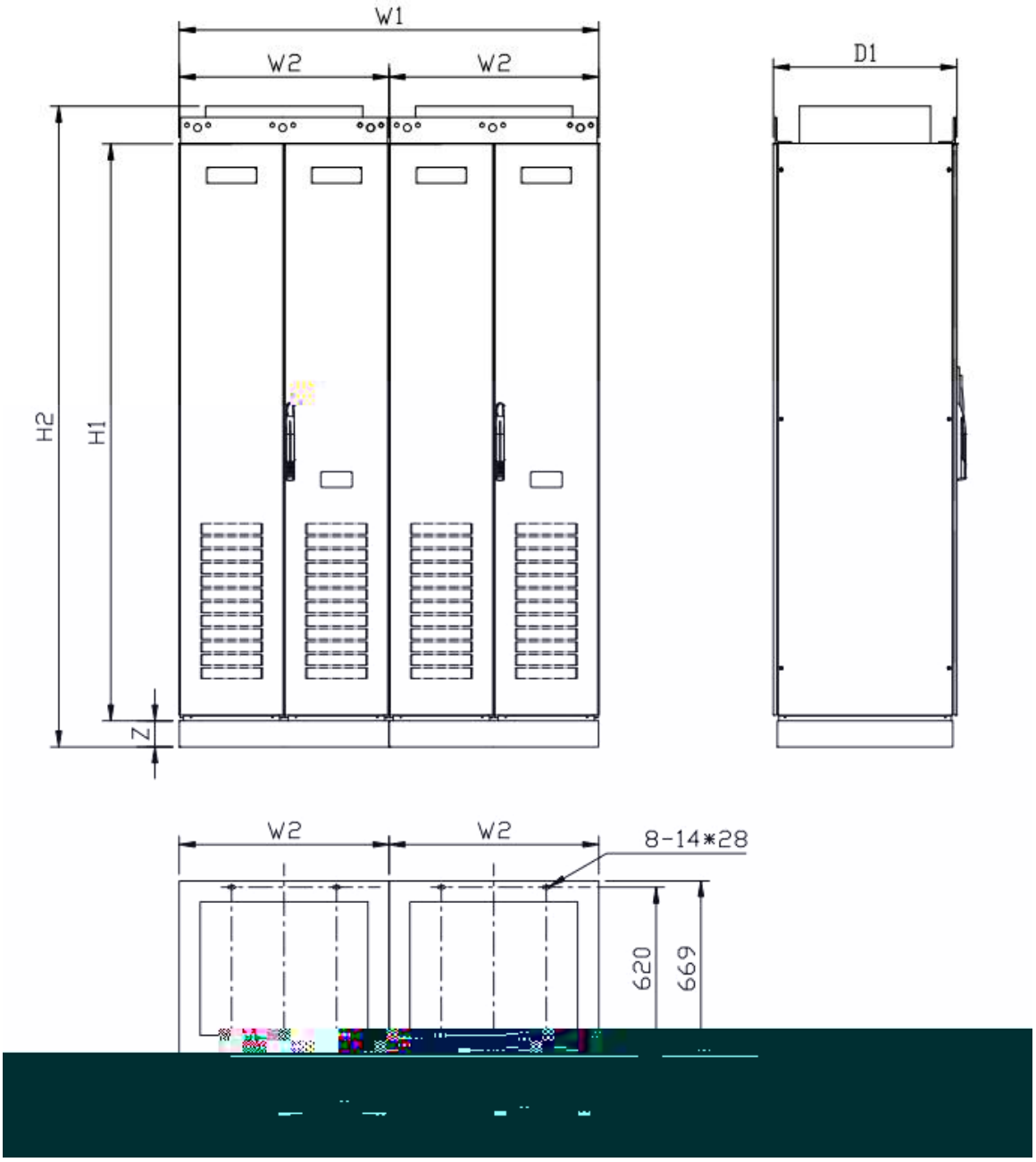
W1
W2
W2
D1
H2
H1
Z
W2
W2
8-14*28
620
669

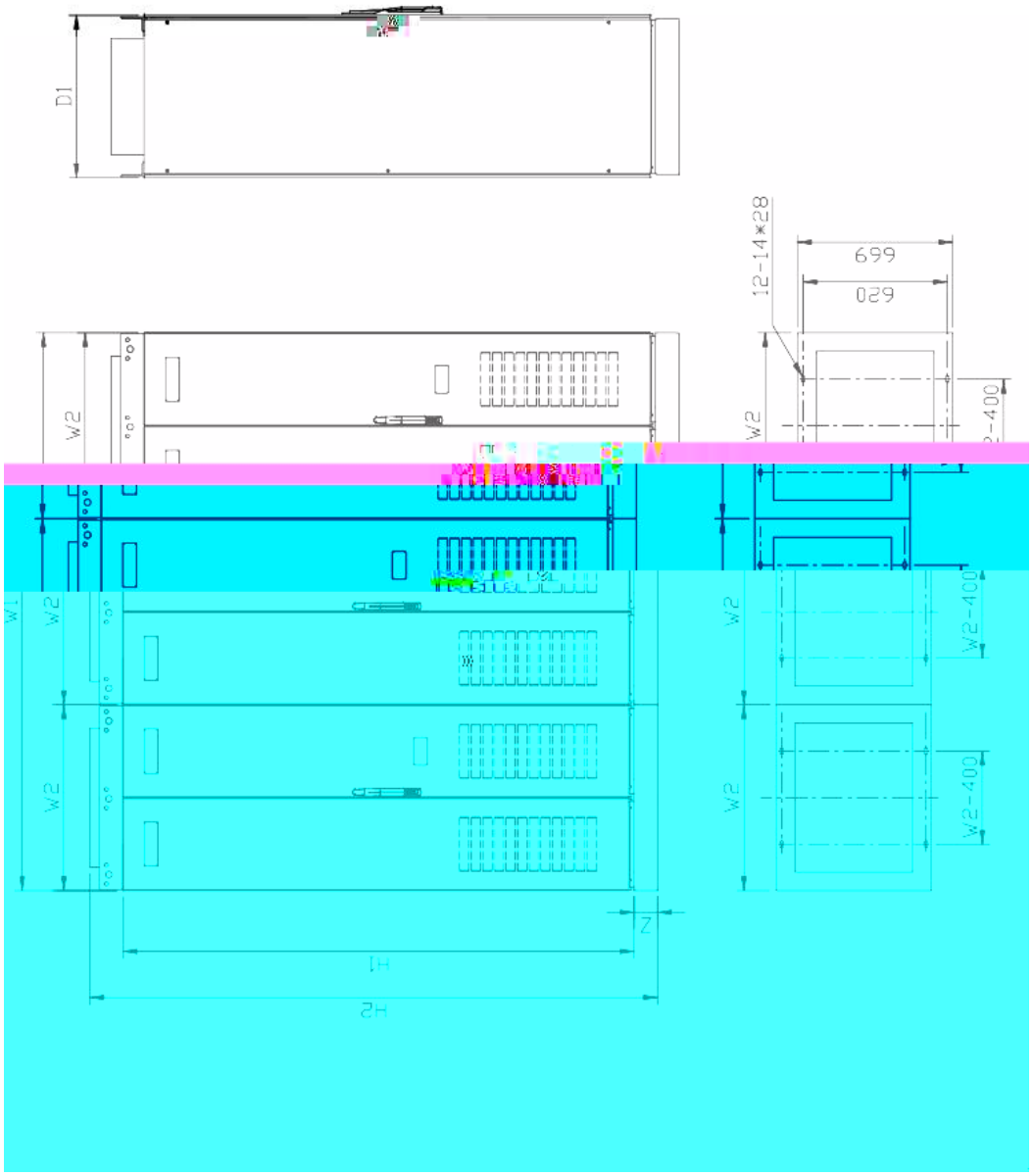
D1
W2
W1
W2
W2
Z
H1
H2
12-14*28
699
620
W2
W2-400
W2
W2-400
W2
W2-400

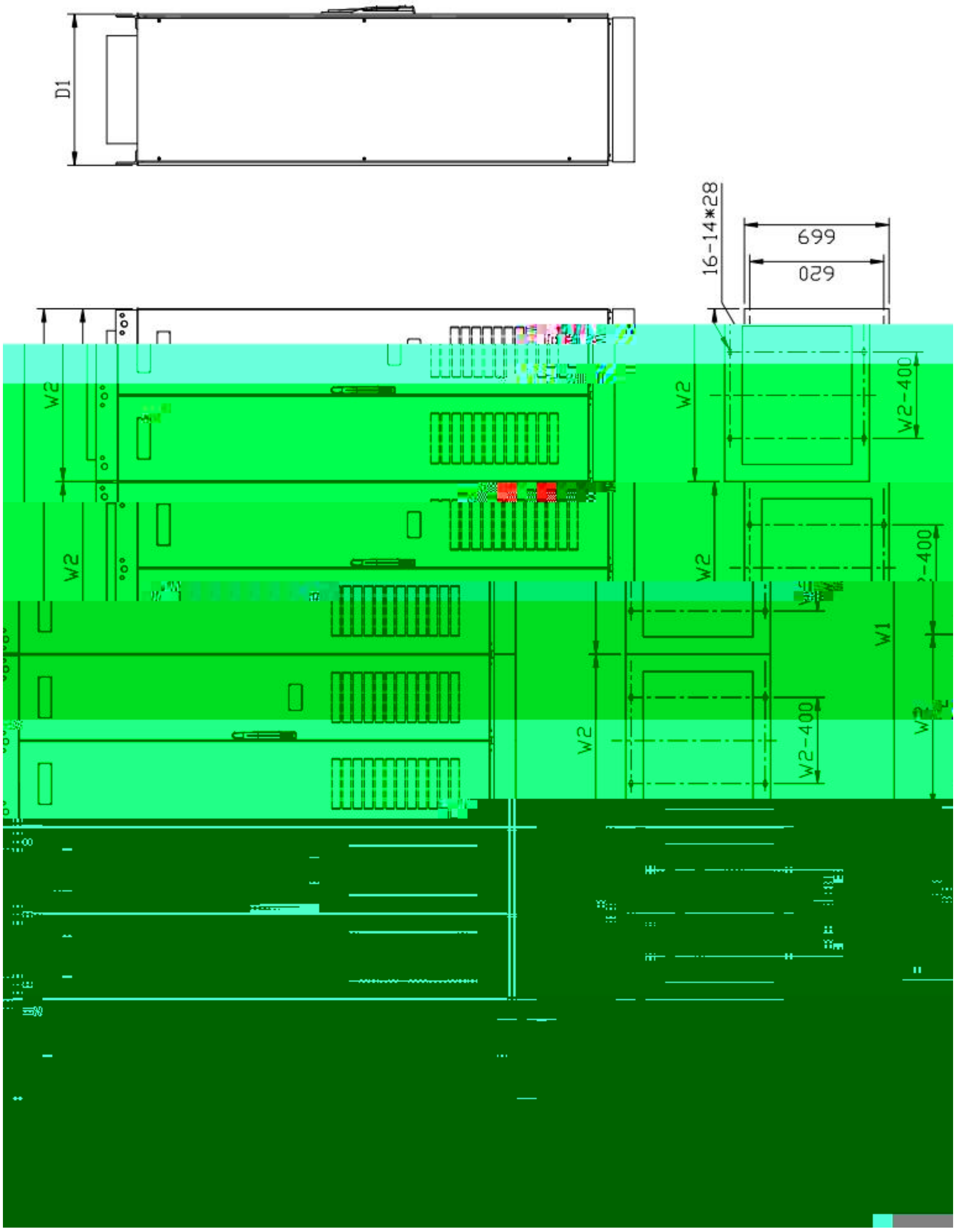
D1
16-14*28
699
620
W2
W2-400
W1

GUIDE

| | | | | | | | | |
|---|---|---|---|---|---|---|---|---|
| | | | | | | | | |
| | | | | | | | | |
| | | | | | | | | |
| | | | | | | | | |
| | | | | | | | | |
| | | | | | | | | |
| | | | | | | | | |
| | | | | | | | | |
| | | | | | | | | |

| | | | | | | | | |
|---|---|---|---|---|---|---|---|---|
| | | | | | | | | |
| | | | | | | | | |
| | | | | | | | | |
| | | | | | | | | |
| | | | | | | | | |
| | | | | | | | | |
| | | | | | | | | |
| | | | | | | | | |
| | | | | | | | | |

| | | | | | | | | |
|---|---|---|---|---|---|---|---|---|
| | | | | | | | | |
| | | | | | | | | |
| | | | | | | | | |
| | | | | | | | | |
| | | | | | | | | |

| | | | | | | | | |
|---|---|---|---|---|---|---|---|---|
| | | | | | | | | |
| | | | | | | | | |
| | | | | | | | | |
| | | | | | | | | |
| | | | | | | | | |

| | | | | | | | | |
|---|---|---|---|---|---|---|---|---|
| | | | | | | | | |
| | | | | | | | | |
| | | | | | | | | |
| | | | | | | | | |
| | | | | | | | | |


W1
B1
D1

| | | | | | | | | | |
|---|---|---|---|---|---|---|---|---|---|
| | | | | | | | | | |
| | | | | | | | | | |
| | | | | | | | | | |
| | | | | | | | | | |
| | | | | | | | | | |
| | | | | | | | | | |

| | | | | | | | | | |
|---|---|---|---|---|---|---|---|---|---|
| | | | | | | | | | |
| | | | | | | | | | |
| | | | | | | | | | |

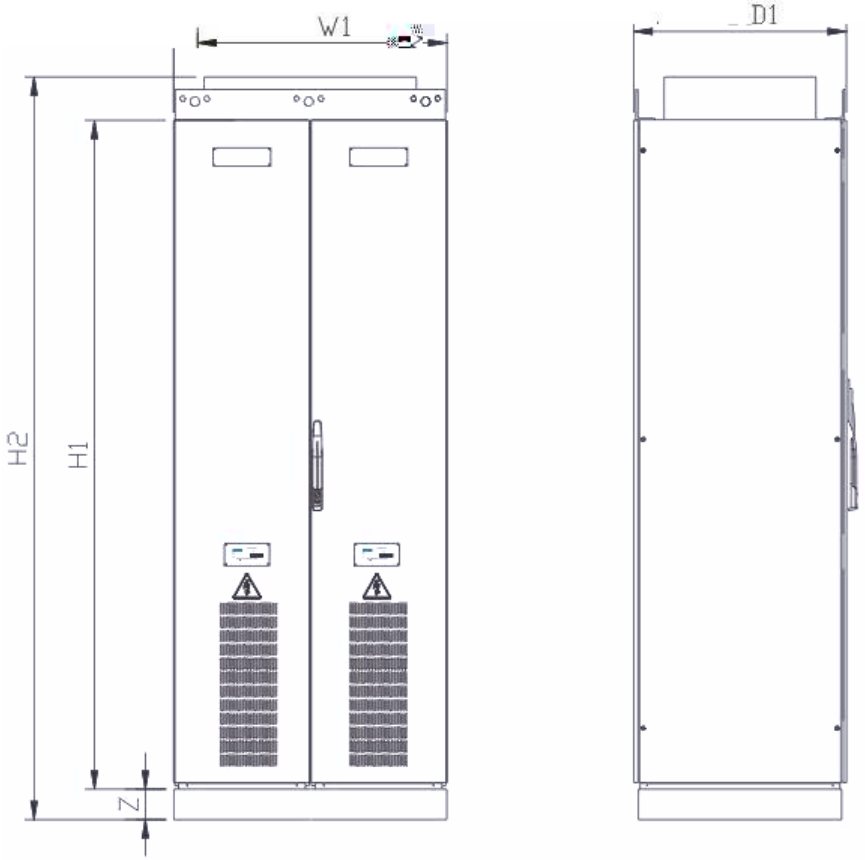
W1
D1
H2
H1
Z

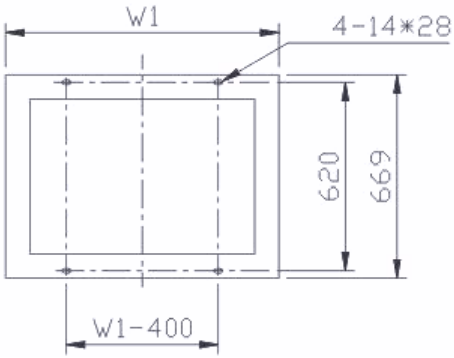
W1
4-14*28
620
669
W1-400

| | | | | | | | |
|---|---|---|---|---|---|---|---|
| | | | | | | | |
| | | | | | | | |
| | | | | | | | |
| | | | | | | | |
| | | | | | | | |
| | | | | | | | |
| | | | | | | | |
| | | | | | | | |
| | | | | | | | |
| | | | | | | | |
| | | | | | | | |
| | | | | | | | |
| | | | | | | | |
| | | | | | | | |

LCD

ENTER

F1

RUN

F2

LOCAL/REMOTE

STOP

RUN

LOCAL

FAULT

FAULT

主菜单
一级子菜单
二级子菜单
[1] 给定速度 [Hz]

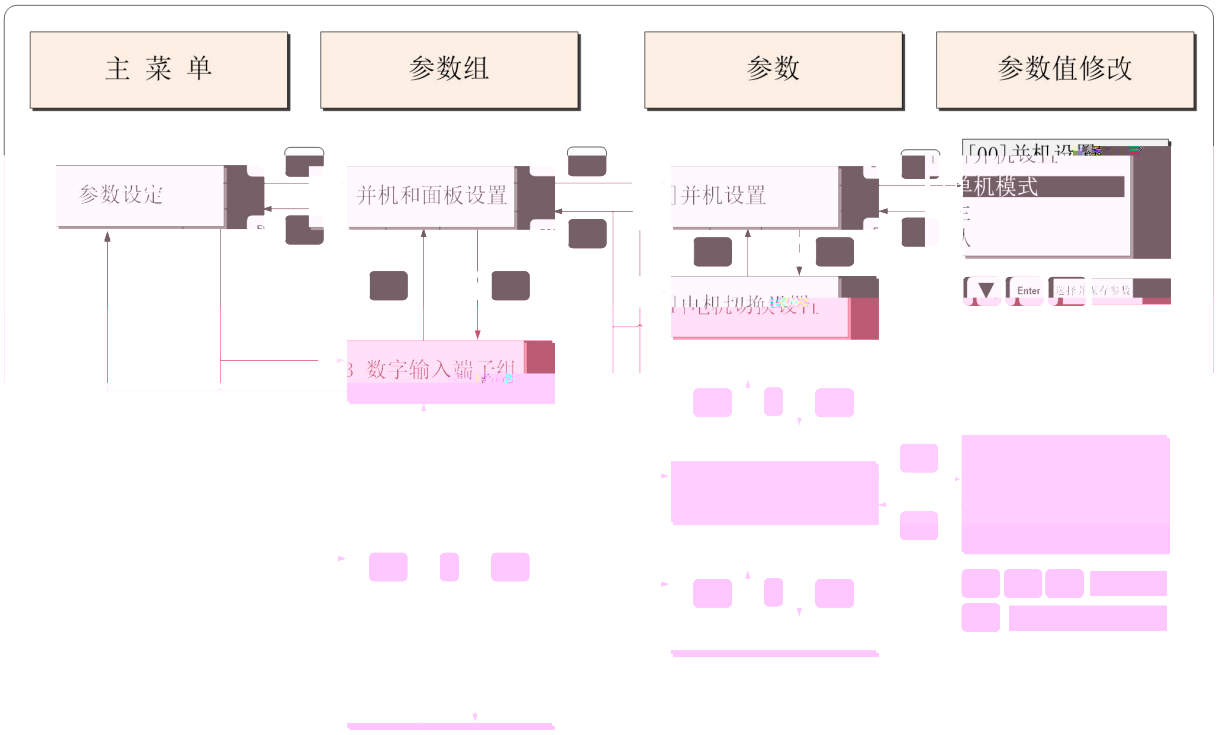
主 菜 单
参数组
参数
参数值修改
参数设定
并机和面板设置
并机设置
单机模式
Enter
3 数字输入端子组

| | | |
|---|---|---|
| | | |
| | | |
| | | |
| | | |
| | | |
| | | |
| | | |
| | | |
| | | |
| | | |
| | | |



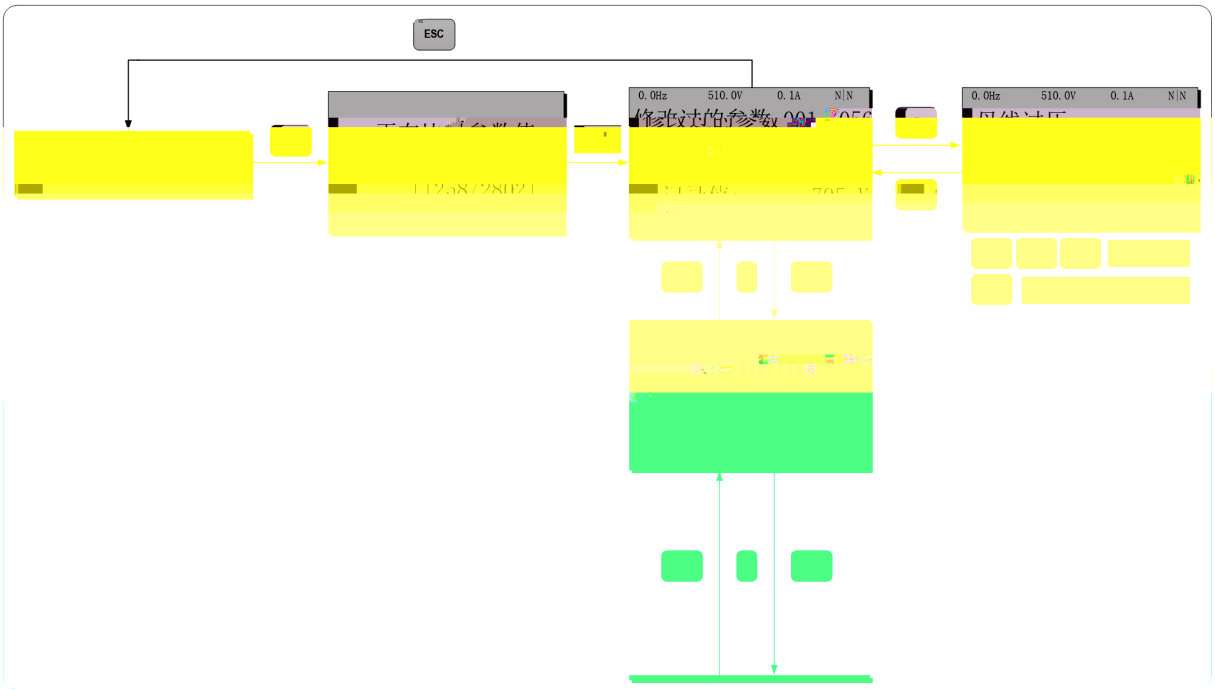
ESC
0.0Hz 510.0V 0.1A N|N
0.0Hz 510.0V 0.1A N|N

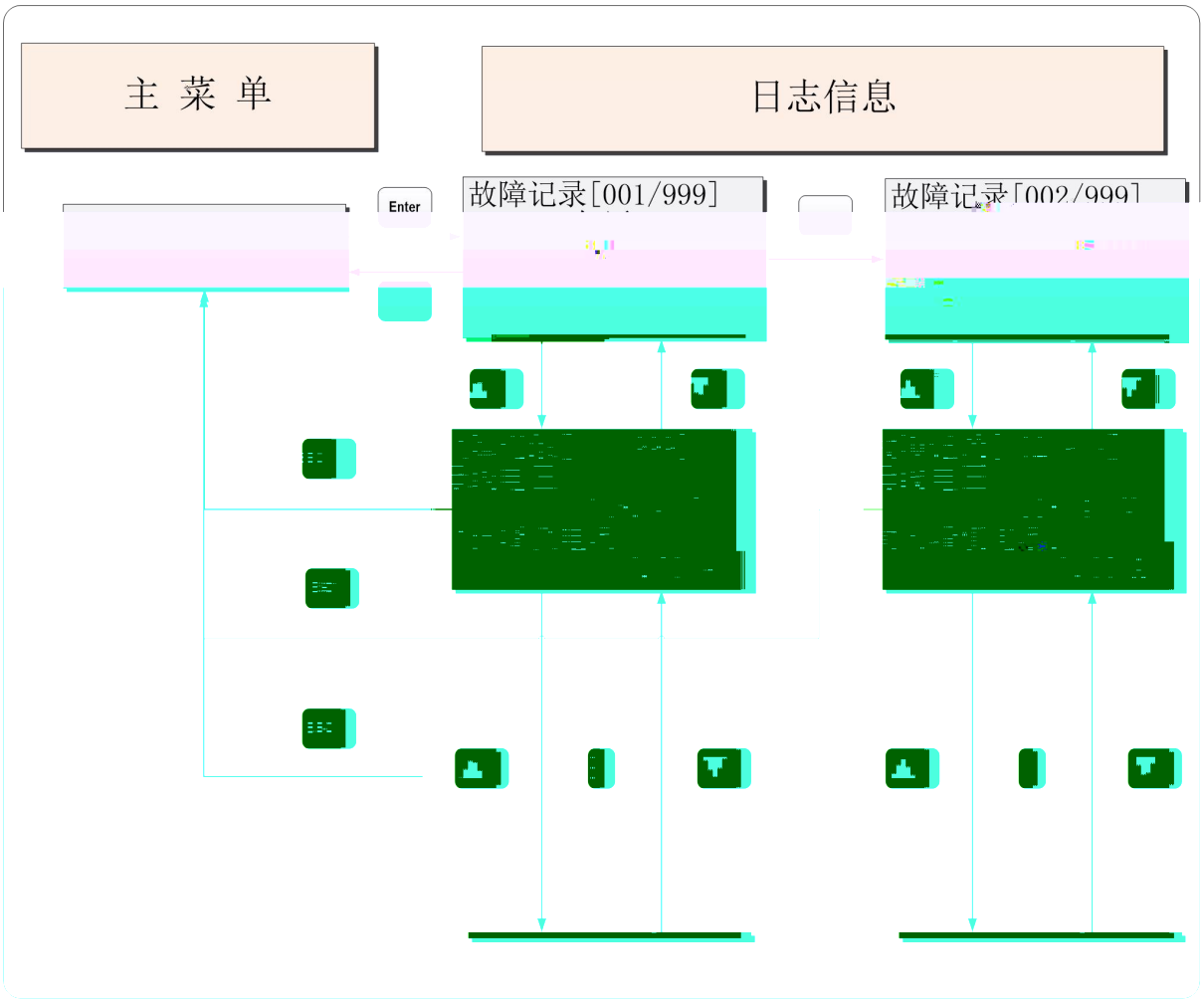
主 菜 单
日志信息
Enter
故障记录[001/999]
故障记录[002/999]

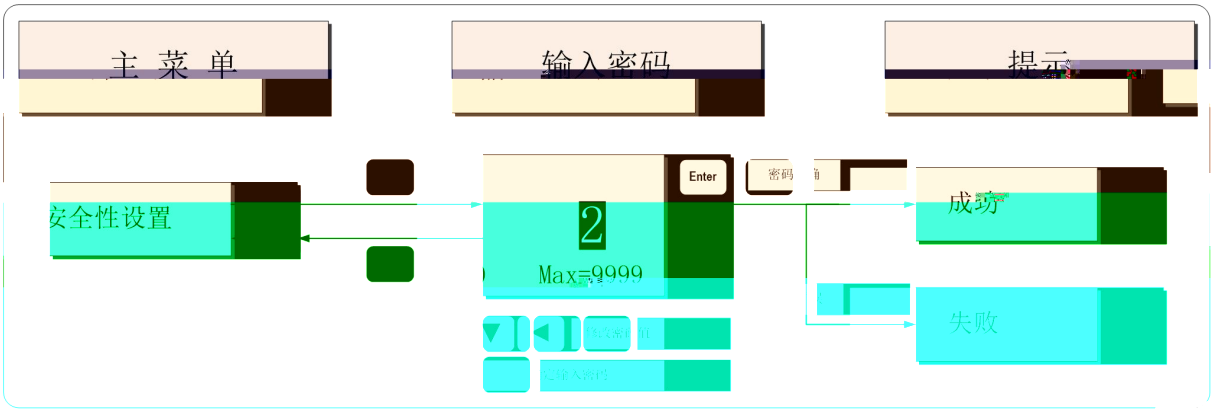
主 菜 单
输入密码
提示
安全性设置
Enter
2
Max=9999
成功
失败

| | | |
|---|---|---|
| | | |

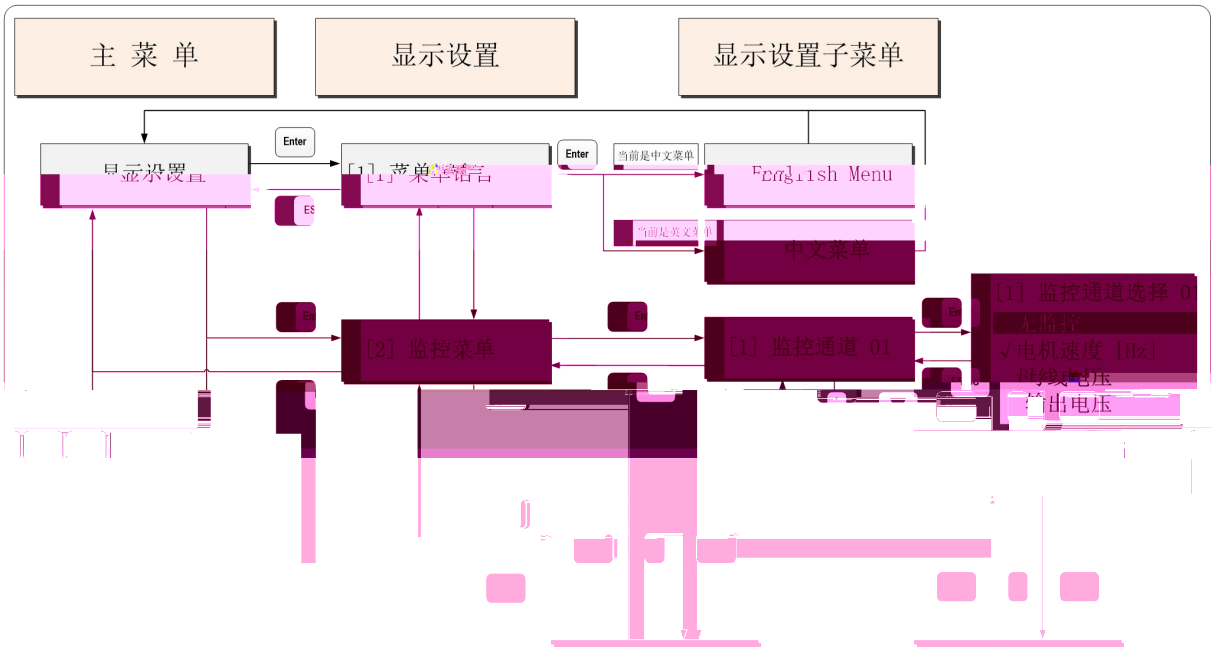
主 菜 单
显示设置
显示设置子菜单
Enter
Enter
当前是中文菜单
English Menu
中文菜单
[2] 监控菜单
[1] 监控通道 01
[1] 监控通道选择 01
无监控
√电机速度 [Hz]
母线电压
输出电压

| | | |
|---|---|---|
| | | |
| | | |
| | | |
| | | |
| | | |
| | | |
| | | |

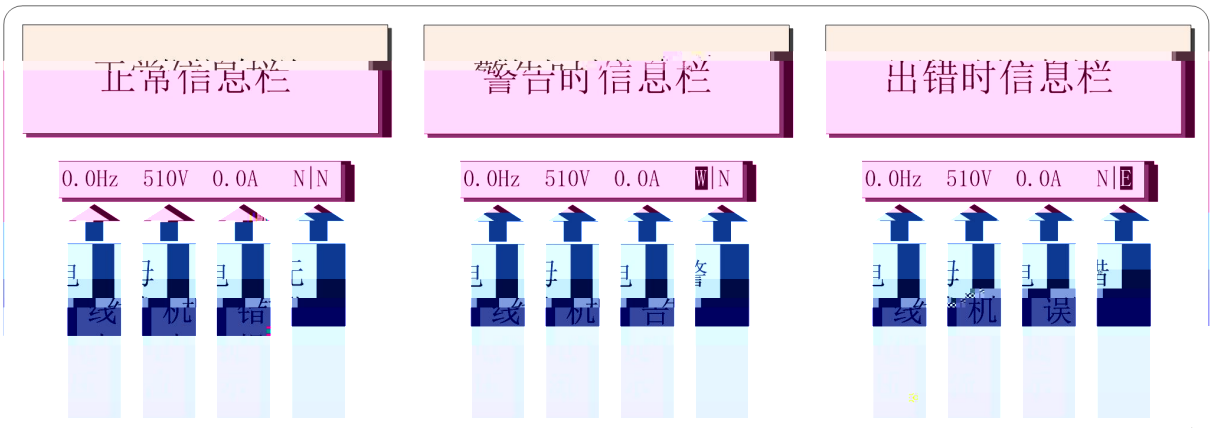
正常信息栏
0.0Hz 510V 0.0A N|N
警告时信息栏
0.0Hz 510V 0.0A W|N
出错时信息栏
0.0Hz 510V 0.0A N|E

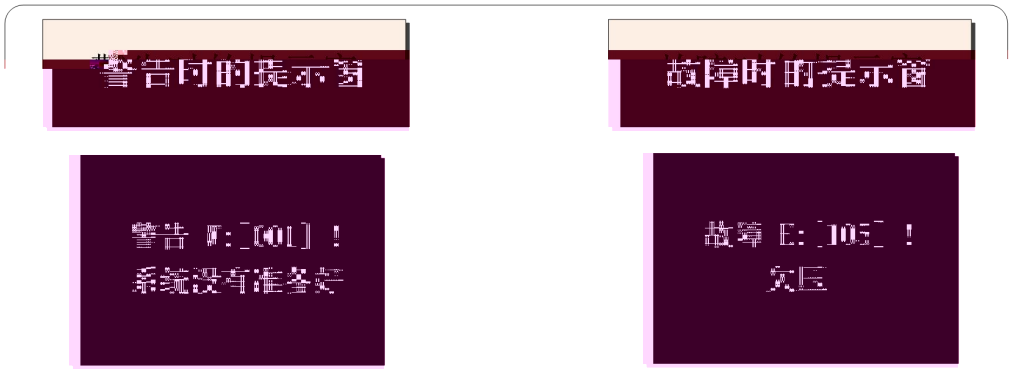
警告时的提示窗
警告 W:[001] !
系统没有准备好
故障时的提示窗
故障 E:[105] !
欠压

| | | |
|---|---|---|
| | | |
| | | |
| | | |
| | | |
| | | |
| | | |
| | | |

| | | |
|---|---|---|
| | | |
| | | |
| | | |
| | | |
| | | |
| | | |
| | | |
| | | |
| | | |

| | | |
|---|---|---|
| | | |
| | | |
| | | |
| | | |
| | | |
| | | |
| | | |
| | | |
| | | |
| | | |
| | | |
| | | |
| | | |
| | | |
| | | |
| | | |
| | | |

运行

停止

运行

停止

电容自学习

停止

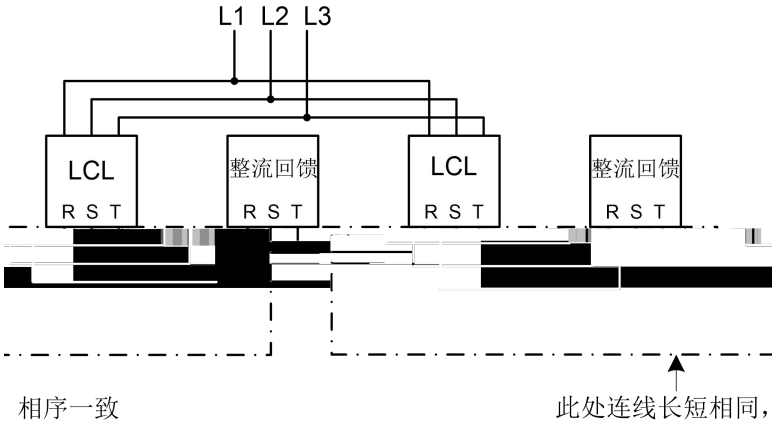
L1 L2 L3
LCL
R S T
整流回馈
R S T
LCL
R S T
整流回馈
R S T
相序一致
此处连线长短相同，

| | | |
|---|---|---|
| | | |
| | | |
| | | |
| | | |
| | | |
| | | |
| | | |
| | | |
| | | |

| | | |
|---|---|---|
| | | |
| | | |
| | | |
| | | |
| | | |
| | | |
| | | |
| | | |
| | | |
| | | |
| | | |
| | | |
| | | |

| | | |
|---|---|---|
| | | |
| | | |
| | | |
| | | |
| | | |
| | | |

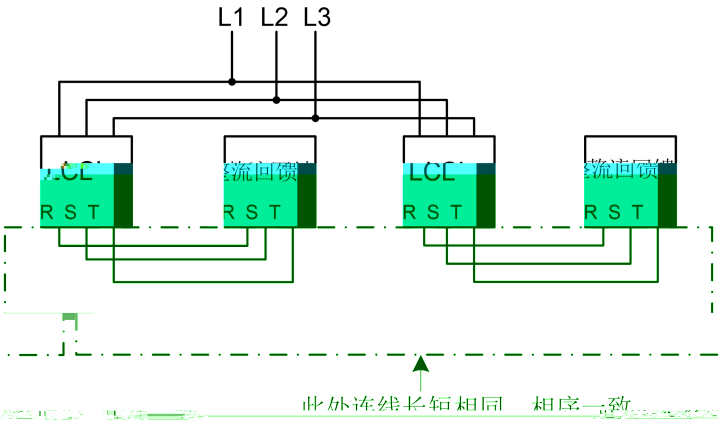
L1 L2 L3
LCE
R S T
LCE
R S T
此处连线长短相同，相序一致

| 参数 | 名称 | 值 | 单位 |
|---|---|---|---|
| 100.15 | DO 功能本地测试 1 | 1 | |
| 100.16 | DO 功能本地测试 2 | 0 | |
| 100.17 | DO 功能本地测试 3 | 0 | |

| 参数 | 名称 | 16 | 15 | 14 | 13 | 12 | 11 | 10 | 9 | 8 | 7 | 6 | 5 | 4 | 3 | 2 | 1 |
|---|---|---|---|---|---|---|---|---|---|---|---|---|---|---|---|---|---|
| 101.5 | 数字量输入端子 [01 ~ 16] | | | | | | | | | | | | | | | | |
| 101.6 | 数字量输出端子 [01 ~ 16] | | | | | | | | | | | | | | | | |

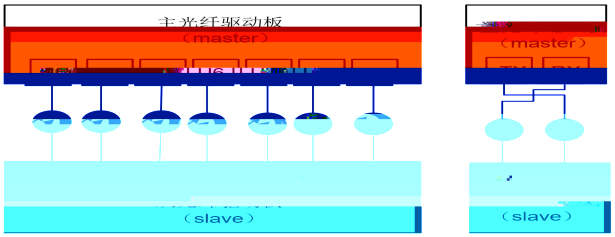


| | | |
|---|---|---|
| | | |
| | | |
| | | |
| | | |
| | | |
| | | |
| | | |
| | | |
| | | |
| | | |
| | | |
| | | |
| | | |

Đ

5ů

GU

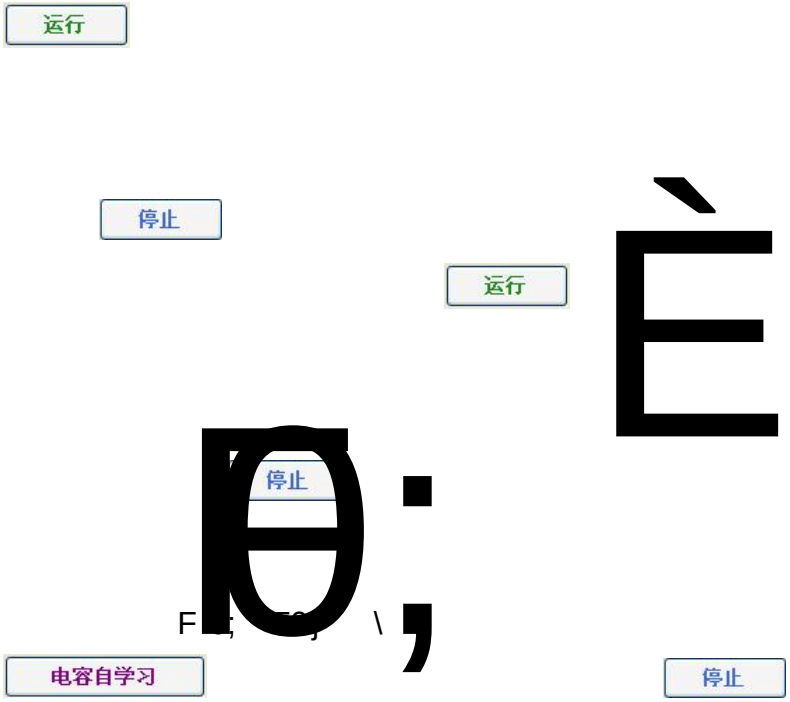
运行
停止
运行
停止
电容自学习
停止

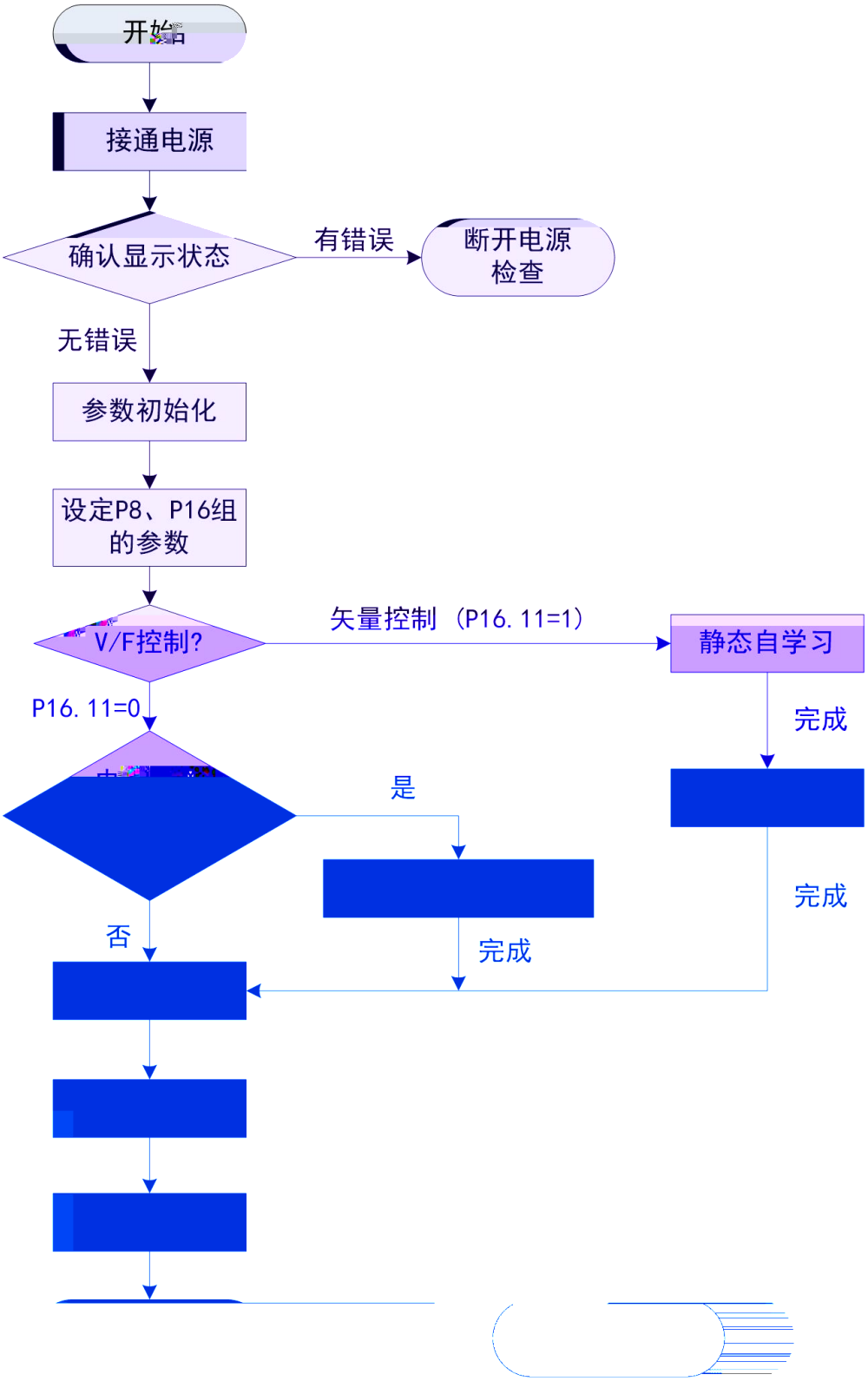
开始
接通电源
确认显示状态
有错误
断开电源
检查
无错误
参数初始化
设定P8、P16组
的参数
V/F控制?
矢量控制（P16. 11=1）
静态自学习
完成
P16. 11=0
是
完成
否
完成

| | | |
|---|---|---|
| | | |
| | | |
| | | |
| | | |
| | | |
| | | |
| | | |
| | | |
| | | |
| | | |

| | | | | | |
|---|---|---|---|---|---|
| | | | | | |
| | | | | | |
| | | | | | |

| | | | | | |
|---|---|---|---|---|---|
| | | | | | |
| | | | | | |
| | | | | | |
| | | | | | |
| | | | | | |
| | | | | | |
| | | | | | |
| | | | | | |

| | | |
|---|---|---|
| | | |
| | | |
| | | |
| | | |
| | | |
| | | |
| | | |

| | | | | | |
|---|---|---|---|---|---|
| | | | | | |
| | | | | | |
| | | | | | |
| | | | | | |
| | | | | | |
| | | | | | |

| | | |
|---|---|---|
| | | |
| | | |
| | | |
| | | |
| | | |

| | | | | | |
|---|---|---|---|---|---|
| | | | | | |
| | | | | | |
| | | | | | |
| | | | | | |
| | | | | | |
| | | | | | |
| | | | | | |
| | | | | | |
| | | | | | |
| | | | | | |
| | | | | | |

| | | | | | |
|---|---|---|---|---|---|
| | | | | | |
| | | | | | |

| | | | | | |
|---|---|---|---|---|---|
| | | | | | |

| | | | | | |
|---|---|---|---|---|---|
| | | | | | |
| | | | | | |
| | | | | | |
| | | | | | |
| | | | | | |
| | | | | | |

| | | | | | |
|---|---|---|---|---|---|
| | | | | | |
| | | | | | |
| | | | | | |

| | | | | | |
|---|---|---|---|---|---|
| | | | | | |
| | | | | | |
| | | | | | |
| | | | | | |
| | | | | | |
| | | | | | |
| | | | | | |
| | | | | | |
| | | | | | |
| | | | | | |
| | | | | | |
| | | | | | |
| | | | | | |
| | | | | | |

| | | | | | |
|---|---|---|---|---|---|
| | | | | | |
| | | | | | |
| | | | | | |

| | | | |
|---|---|---|---|
| | | | |
| | | | |
| | | | |
| | | | |
| | | | |
| | | | |
| | | | |
| | | | |
| | | | |
| | | | |
| | | | |
| | | | |
| | | | |
| | | | |
| | | | |

| | | |
|---|---|---|
| | | |
| | | |
| | | |
| | | |
| | | |
| | | |
| | | |
| | | |
| | | |
| | | |
| | | |
| | | |
| | | |
| | | |
| | | |
| | | |
| | | |

| | | | |
|---|---|---|---|
| | | | |
| | | | |
| | | | |
| | | | |

| | | | |
|---|---|---|---|
| | | | |
| | | | |
| | | | |
| | | | |

| | | |
|---|---|---|
| | | |
| | | |
| | | |
| | | |
| | | |
| | | |
| | | |

| |
|---|
| |
| |
| |
| |

| | | |
|---|---|---|
| | | |
| | | |
| | | |
| | | |
| | | |
| | | |

| | | |
|---|---|---|
| | | |
| | | |
| | | |
| | | |
| | | |
| | | |

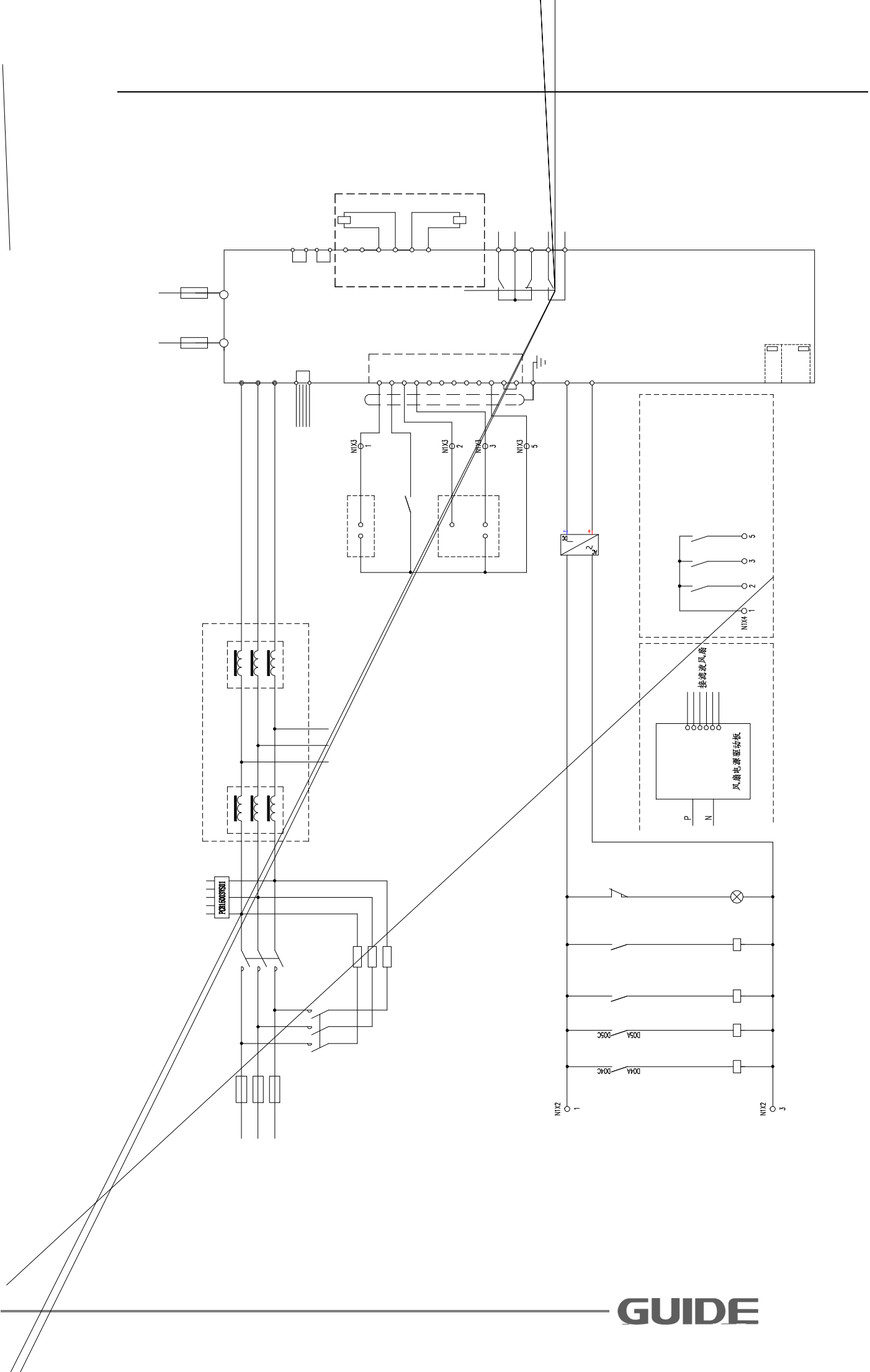
N1X3
1
N1X3
2
N1X3
3
N1X3
5
N1X4
1
2
3
5
接滤波风扇
风扇电源驱动板
P
N
PCB1600N501
DO4A
DO4C
DO5A
DO5C
N1X2
1
N1X2
3

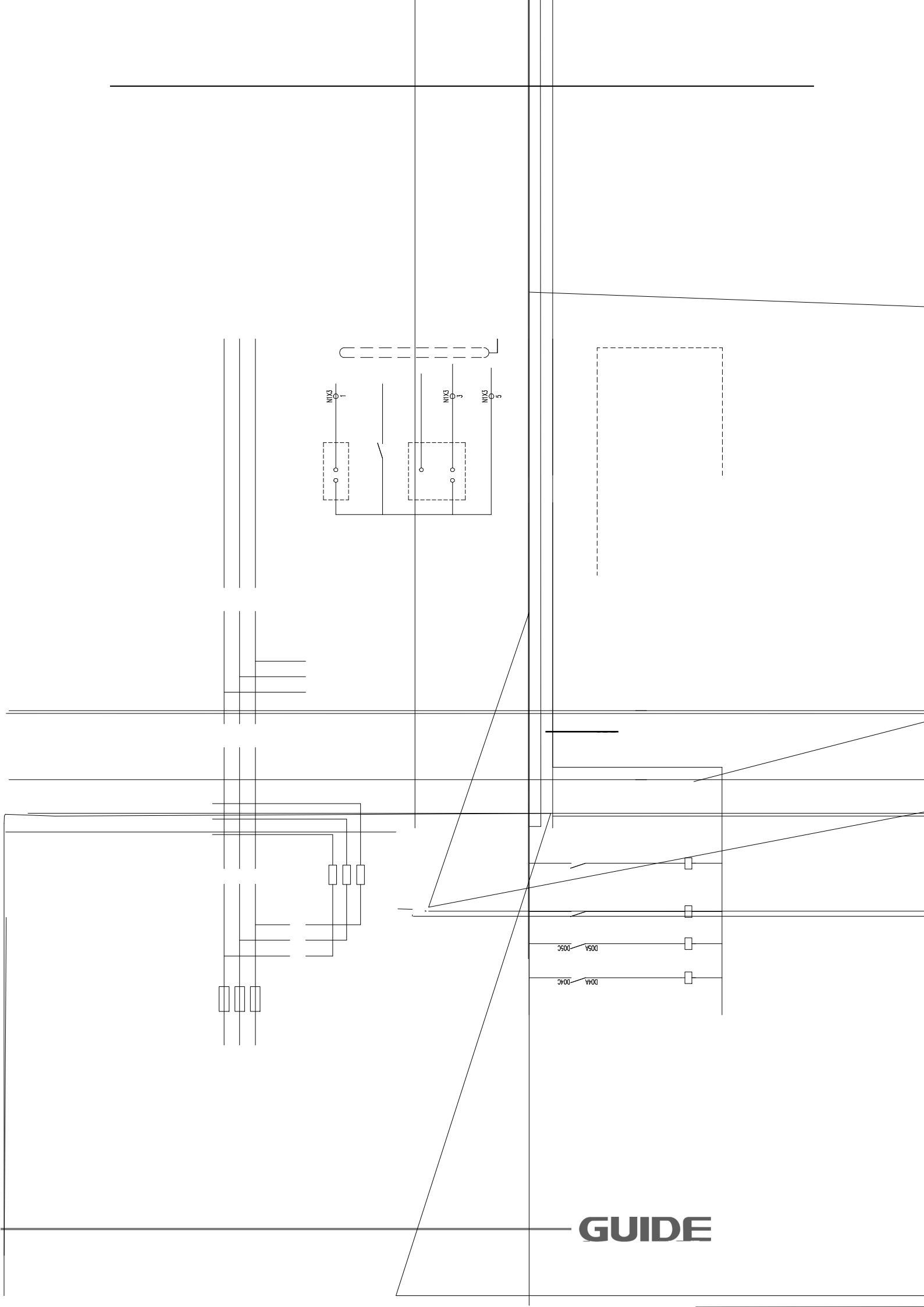


GUIDE